

# S18

high performance subwoofer

quint audio S18 manual 1.0/en

## S18 manual

1x18" Sub  
Operating Instructions



Thank you for purchasing the Quint Audio S18 loudspeaker.

This manual contains essential information on installing and operating the product correctly and safely. It is necessary to read this manual carefully in order to become familiar with these procedures.

Keep the manual for future use. This manual forms an integral part of the product. Reselling of the product is only possible if the user manual is available. Any changes made to the product must be documented in writing and passed on to the buyer in the event of resale.

As part of a continuous evolution of techniques and standards, Quint Audio BV reserves the right to change the specifications of the product and the content of this manual without prior notice. Please check the Quint Audio BV web site at [www.quintaudio.com](http://www.quintaudio.com) on a regular basis for any updates.

Should the product require repair or should information about the warranty be needed, please contact an approved Quint Audio BV distributor. The address of the nearest distributor is available on the Quint Audio BV web site.

### Unpacking

Carefully open the shipping carton and check the product for any noticeable damage.

Each Quint Audio BV product is tested and inspected before leaving the factory and should arrive in perfect condition. If found to be damaged, notify the shipping company or the distributor immediately.

Only the consignee may initiate a claim with the carrier for damage incurred during shipping. Be sure to save the carton and packing materials for the carrier's inspection.



### Safety Warnings in this manual

This refers to potentially dangerous situations or dangerous forces that may lead to personal injury.



This refers to a potentially dangerous situation which may lead to damage to the equipment.



This refers to a situation which may cause the equipment to malfunction.




**Read this manual carefully before using the product.**

- Read all safety instructions, warnings and instructions concerning this product.
- Make sure you fully understand the safety issues mentioned.
- Read all cautions present on the product itself.
- Read all the related product information before using the system.
- Work with qualified personnel only.
- Rigging, hoisting and flying pro audio equipment is never free of potential hazards. You cannot rule out human error while gravity, wind and electrical forces do their regular job. Therefore: Always use your common sense!

**Personal safety**

Ensure health and safety during installation and setup. In order to prevent accidents when deploying loudspeakers on the ground or when flown, please take note of the following:

- The system may not be used for other purposes than it is meant for.
- All system components must be inspected before use, in order to detect any possible defects.
- Do not place the product on an unstable cart, stand, tripod, bracket, or table. The product may fall and be seriously damaged and may cause serious human injury.
- Never stand in the immediate vicinity of loudspeakers driven at a high SPL level. Professional loudspeaker systems are capable of causing a sound pressure level that is harmful to human hearing. Seemingly non-critical sound levels (from approx. 95 dB SPL) can cause hearing damage if people are exposed to it over a long period of time.
- Loudspeakers and amplifiers work with potentially harmful voltages. Avoid any direct contact with the human body. Respect electrical safety warnings at all times.
- Use certified connectors and cables. All cables must be electrically safe (according to NEN1010) and routed so that there is no direct walking on an/or driving over it nor objects are placed on top of them in any way it might damage the cable. Make sure that the cables and connectors are used stress free.



**Product monitoring, care and maintenance**

- Regularly check the loudspeaker housings and accessories for visible signs of wear and tear, and replace them when necessary.
- Keep the loudspeakers away from heat producing sources such as heaters, stoves, fireworks etc. etc.
- Keep the loudspeakers away from water; prevent the possibility of water and moisture entering it.
- Even if the product is weather-resistant, it should not be exposed to moisture (rain, sea spray, shower, steam) for a long period of time, nor put in direct contact or immersed in water.
- Prevent objects and/or any liquid to enter the device.
- The loudspeaker housings can be cleaned with a damp cloth. Do not use aggressive cleaning agents or solvents as they can damage the protective layers.
- Small damages can be repaired with a water-based paint such as Warnex textured paint. The base layer however is an environmentally friendly polyurea. Damage to this layer can be repaired with polyurea, but this must be done by the manufacturer or a certified Quint Audio service point.
- The user should not carry out any work or maintenance on the system other than those mentioned in the manufacturers instructions. Technical service must be carried out by authorised technical personnel only.

**Conditions which require immediate service**

In all cases, when after an event risk of unsafe operation of the device, such as:

- After the damaged hitting any casing or cable.
- After a fall from the product resulting in visible or invisible damage.
- After mishaps and/or misuse and or possible visible or invisible deformation of any rigging system, rigging part or rigging accessory.
- After noticing a change in the operation of the device.
- After the product has been exposed to rain or moisture.
- After the product has been exposed to foreign objects or liquids.

**Magnetic field**

Loudspeakers produce a static magnetic field even if they are not connected or are not in use. Therefore make sure when managing and transporting loudspeakers, they are nowhere near equipment and objects which may be impaired or damaged by their external magnetic field. Generally speaking, a distance of 0.5 m (1.5 ft) from magnetic data carriers (floppy disks, audio and video tapes, bank cards, etc.) is sufficient; a distance of more than 1 m (3 ft) may be necessary with computer and video monitors.

## Design

The Quint Audio S18 is an 18" ND subwoofer with a linear bass reflex tuning to be used as (sub)bass extension of Quint Audio loudspeakers.

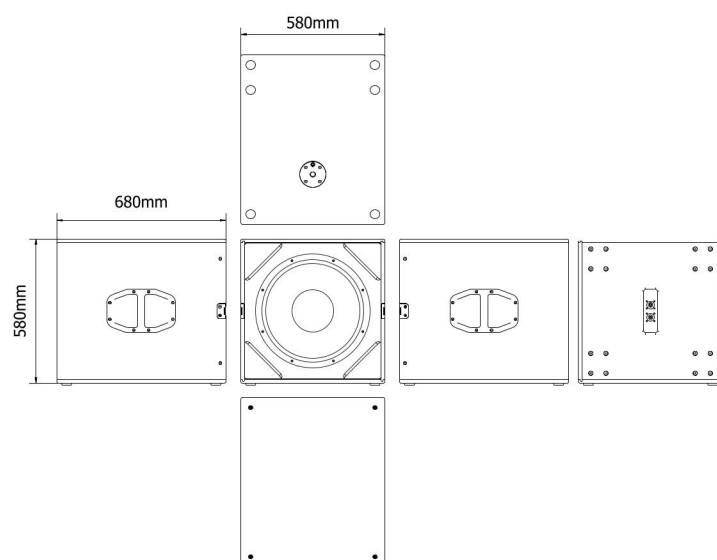

The S18 is built of birch plywood and equipped with a wear-, tear- and impact-resistant hybrid black coating (other RAL colors are available). Various internal bracings are applied in order to increase the rigidity of the design. The 4-way bass reflex port not only contributes to an effective reduction of port noise but also to a thorough stiffening of the entire design, which benefits the acoustic neutrality of the S18.

The 18-inch neodymium woofer of the S18 features a 126 mm voice-coil inner/outer winding. This results in a substantial improvement in the thermal and dynamic behavior of the speaker. A patented internal cooling system of the magnet system provides a minimal power compression.

Due to its functional design and truck-size width and height, the S18 is firmly stackable and easy to use in handling and transport. The S18 is equipped with ergonomic handles on either side of the cabinet. At the top a stand flange with M20 thread is provided. The Speakon-4 connector on the back is made of double NLT4MP chassis parts.

Transport wheels can be mounted on the back of the cabinet or on the front lid.

The front is finished by a coated steel grille and covered with an acoustically transparent layer.



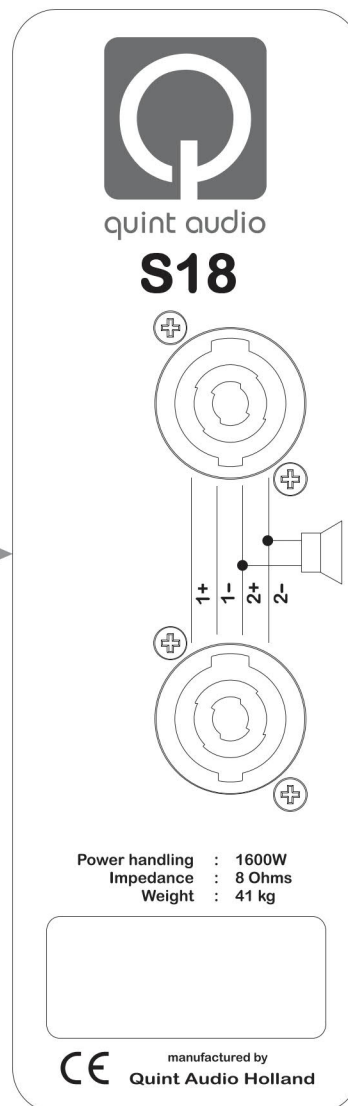
MODEL	S18
type	18" bassreflex sub
filter	none
power handling	1600 W
program power	3200 W
impedance	8 Ohms
sensitivity	97 dB 1W/1m
program SPL	132 dB 1m
peak SPL	138 dB 1m
frequency range	37-400 Hz
dispersion	omni
weight	41 kg
size (wxhxd)	580 x 580 x 680 mm

## Application

The design of the Quint Audio S18 provides high efficiency output associated with a deep bass foundation. Musicians, jazz-, classical- and contemporary-music engineers appreciate the S18 even more for its linearity and utmost musical behavior and high output.

The S18 is easily stackable and due to its compact size, it is a very useful building block for bass arrays and/or cardioid bass setups.

This makes this 1x18"ND sub deployable in all common PA-applications such as live theater, live events, pop concerts, jazz events, clubs, dance events etcetera.



## Connectors and internal wiring of the loudspeaker

The connection panel on the of the S18 cabinet is fitted with a pair of Neutrik Speakon NL4 connectors.

- The pins of both NL4 connectors are fully wired in parallel.
- The S18 loudspeaker itself is connected to pin 2+/2-.

Pin assignment is stated on the backpanel (layout on the right).

**Warranty**

Quint Audio BV warrants the original purchaser and any subsequent owner of each new Quint Audio BV product, for a period of 5 years limited from the date of the original purchase by the original purchaser that the new Quint Audio BV product is free of defects in materials and workmanship. Quint Audio BV warrants the new product regardless of the reason for failure, except as excluded in this warranty. In order to obtain warranty, you must keep the original sales receipt to establish the exact date of purchase.

Warranty does not cover any product which has been damaged because of any misuse, accident, or negligence. Warranty also does not extend to a new Quint Audio BV product if the serial number has been defaced, altered or removed.

Quint Audio BV will replace defective parts and repair malfunctioning products, regardless of the reason for failure (except as excluded). Warranty work can only be performed at our authorized service centres, or at our factory.

**Disclaimer**

Quint Audio BV is not liable for any damage to loudspeakers, amplifiers, or any other equipment that is caused by negligence, misuse or improper installation.

Quint Audio BV is not liable for any incidental damages resulting from any defect in the new Quint Audio BV product. This includes any damage to another product or products resulting from such a defect.

The information contained in this manual has been carefully checked for accuracy, at the time of going to press, however no guarantee is given with respect to the correctness.

Quint Audio BV bv accepts no responsibility for any errors or inaccuracies that may appear in this manual or the products and software described in it.

Technical specifications, dimensions, weights and properties do not represent guaranteed qualities.

Quint Audio BV reserves the right to change specifications without notice.

# 5

**years limited warranty**

### EC declaration of conformity

This declaration applies to the product Quint Audio model S18. All product variants are included, provided they correspond to the original technical version and have not been subject to any later design or electro-mechanical modifications.



We, Quint Audio BV herewith declare that said products are in conformity with the provisions of the following EC directives including all applicable amendments.

The S18 system is in conformity with the provisions of the following EC directives and applicable amendments:

Machinery 2006/42/EC and the national laws to enforce this directive, National standards and technical specifications applied: DIN EN ISO 12 100, DIN EN 1050, BGV C1 provided the mounting components are unaltered/modified and in "factory-original" condition.

Established at Wintelre, the Netherlands Aug 1th, 2017 A detailed declaration is available on request and can be ordered from Quint Audio BV.

### WEEE Declaration (Disposal)

Electrical and electronic equipment must be disposed of separately from normal waste at the end of its operational lifetime.



Please dispose of this product according to the respective national regulations or contractual agreements. If there are any further questions concerning the disposal of this product please contact Quint Audio BV.

### Copyright © 2020

Quint Audio. All rights reserved.

Except as permitted by applicable copyright law, no part of this publication may be reproduced, stored in a retrieval system, or transmitted, in any form or by any means, electronic, mechanical, recording or otherwise, without prior written permission from Quint Audio BV.

S-series is an alpha numeric designation for Quint Audio BV products and accessories are trademarks of Quint Audio BV.

All third-party trademarks mentioned herein are the property of their respective trademark holders.

The provided images are meant to represent the actual product, but the image content may vary from reality.

This manual replaces all previous versions and their contents.

Printed in the Netherlands

### INDEX

2	Unpacking
3 - 4	Safety instructions
5	Design
6	Applications
6	Connectors / Internal wiring
7	Warranty
8	CE
8	Disposal
8	Index